



Hyper-ion™

# Heterojunction Hyper-ion Series Bifacial Module

**RSM132-8-700-725BHDG**

## Hyper-link Interconnection

Patented Technology

**700-725 Wp**

Power Output Range

**23.3 %**

Higher Efficiency

**0~+3%**

Positive Power Tolerance



The module picture is for reference only



No B-O caused LID



Ultra-high bifacial factor



Ultra-high power generation, ultra-low carbon emission



Most stable power temperature coefficient



Lead technology of metallization process



Excellent anti-LID & anti-PID performance

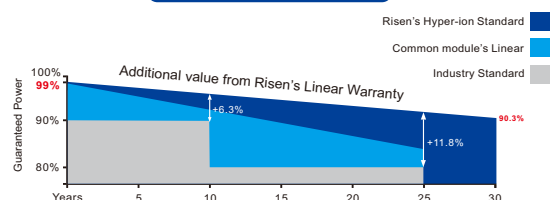


\* As there are different certification requirements in different markets, please contact your local Risen Energy sales representative for the specific certificates applicable to the products in the region in which the products are to be used.

### LINEAR PERFORMANCE WARRANTY

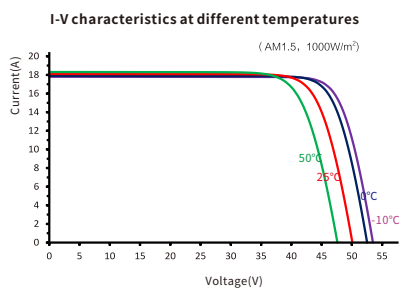
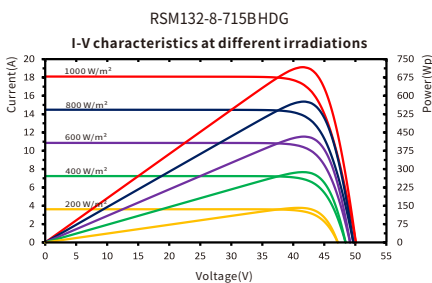
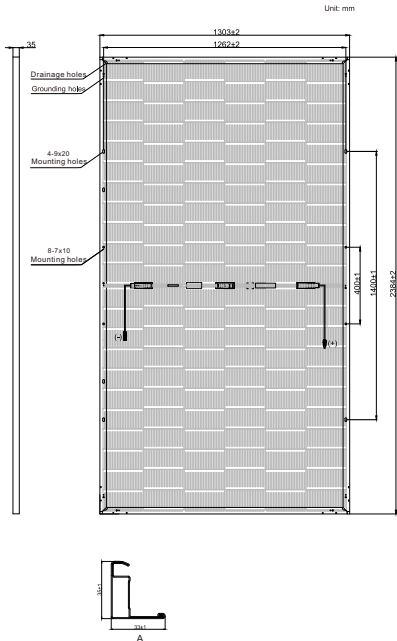
15 years product warranty / 30 years linear power warranty

0.3% Annual Degradation over 30 years



\*Please check the valid version of Limited Product Warranty which is officially released by Risen Energy Co., Ltd

## Dimensions of PV Module



## PACKAGING CONFIGURATION

|  |                |
|--|----------------|
|  | 40ft(HQ)       |
| Number of modules per container        | 558            |
| Number of modules per pallet           | 31             |
| Number of pallets per container        | 18             |
| Packaging box dimensions (LxWxH) in mm | 1320×1120×2520 |
| Box gross weight [kg]                  | 1300           |

## ELECTRICAL DATA (STC)

| Model Type                    | RSM132-8-700-725BHDG |       |       |       |       |       |
|-------------------------------|----------------------|-------|-------|-------|-------|-------|
| Rated Power in Watts-Pmax(Wp) | 700                  | 705   | 710   | 715   | 720   | 725   |
| Open Circuit Voltage-Voc(V)   | 49.83                | 49.92 | 50.01 | 50.09 | 50.18 | 50.26 |
| Short Circuit Current-Isc(A)  | 17.82                | 17.91 | 18.00 | 18.10 | 18.19 | 18.29 |
| Maximum Power Voltage-Vmpp(V) | 41.78                | 41.86 | 41.93 | 42.00 | 42.08 | 42.14 |
| Maximum Power Current-Impp(A) | 16.77                | 16.86 | 16.95 | 17.05 | 17.13 | 17.23 |
| Module Efficiency (%) *       | 22.5                 | 22.7  | 22.9  | 23.0  | 23.2  | 23.3  |

STC: Irradiance 1000 W/m<sup>2</sup>, Cell Temperature 25°C, Air Mass AM1.5 according to EN 60904-3.  
Bifacial factor: 85±10(%) \* Module Efficiency (%): Rounding to the nearest number

## Electrical characteristics with 10% rear side power gain

|                                   |       |       |       |       |       |       |
|-----------------------------------|-------|-------|-------|-------|-------|-------|
| Total Equivalent power -Pmax (Wp) | 770   | 776   | 781   | 787   | 792   | 798   |
| Open Circuit Voltage-Voc(V)       | 49.83 | 49.92 | 50.01 | 50.09 | 50.18 | 50.26 |
| Short Circuit Current-Isc(A)      | 19.60 | 19.70 | 19.80 | 19.91 | 20.01 | 20.12 |
| Maximum Power Voltage-Vmpp(V)     | 41.78 | 41.86 | 41.93 | 42.00 | 42.08 | 42.14 |
| Maximum Power Current-Impp(A)     | 18.44 | 18.55 | 18.65 | 18.76 | 18.85 | 18.95 |

Rear side power gain: The additional gain from the rear side compared to the power of the front side at the standard test condition. It depends on mounting (structure, height, tilt angle etc.) and albedo of the ground.

## ELECTRICAL DATA (NMOT)

| Model Type                     | RSM132-8-700-725BHDG |       |       |       |       |       |
|--------------------------------|----------------------|-------|-------|-------|-------|-------|
| Maximum Power-Pmax (Wp)        | 534.5                | 538.5 | 542.3 | 546.2 | 550.1 | 553.9 |
| Open Circuit Voltage-Voc (V)   | 46.69                | 46.78 | 46.86 | 46.93 | 47.02 | 47.09 |
| Short Circuit Current-Isc (A)  | 14.61                | 14.68 | 14.76 | 14.84 | 14.92 | 15.00 |
| Maximum Power Voltage-Vmpp (V) | 39.07                | 39.14 | 39.21 | 39.27 | 39.34 | 39.40 |
| Maximum Power Current-Impp (A) | 13.68                | 13.76 | 13.83 | 13.91 | 13.98 | 14.06 |

NMOT: Irradiance at 800 W/m<sup>2</sup>, Ambient Temperature 20°C, Wind Speed 1 m/s.

## MECHANICAL DATA

|                    |  |
|--------------------|--|
| Solar cells        | n-type HJT   |
| Cell configuration | 132 cells (6×11+6×11)  |
| Module dimensions  | 2384×1303×35mm   |
| Weight             | 40.5kg   |
| Superstrate        | High Transmission, AR Coated Heat Strengthened Glass   |
| Substrate          | Heat Strengthened Glass  |
| Frame              | High strength alloy steel  |
| J-Box              | Potted, IP68, 1500VDC, 3 Schottky by pass diodes   |
| Cables             | 4.0mm <sup>2</sup> , Positive(+)350mm, Negative(-)230mm (Connector Included), or customized length |
| Connector          | Risen Twinse PV-SY02, IP68   |

## TEMPERATURE & MAXIMUM RATINGS

|   |             |
|---|-------------|
| Nominal Module Operating Temperature (NMOT) | 43°C±2°C    |
| Temperature Coefficient of Voc              | -0.22%/°C   |
| Temperature Coefficient of Isc              | 0.047%/°C   |
| Temperature Coefficient of Pmax             | -0.24%/°C   |
| Operational Temperature                     | -40°C~+85°C |
| Maximum System Voltage                      | 1500VDC     |
| Max Series Fuse Rating                      | 35A         |
| Limiting Reverse Current                    | 35A         |



RISEN ENERGY CO., LTD.

Tashan Industry Zone, Meilin, Ninghai 315609, Ningbo | PRC

Tel: +86-574-59953239

Fax: +86-574-59953599

E-mail: marketing@risenenenergy.com

Website: www.risenenergy.com

CAUTION: READ SAFETY AND INSTALLATION INSTRUCTIONS BEFORE USING THE PRODUCT.

© 2024 Risen Energy. All rights reserved. Contents included in this datasheet are subject to change without notice. No special undertaking or warranty for the suitability of special purpose or being installed in extraordinary surroundings is granted unless as otherwise specifically committed by manufacturer in contract document.

THE POWER OF RISING VALUE

Version:REM132-BHDG-24BB-EN-H1-1-2024